

WatchPAT™

Home Sleep Test



Instructions for Use: Respiratory Effort Snore & Body Position Sensor (RESBP) for WatchPAT Central+

RESBP must be used with zzzPAT version 4.6.69 and above, WP300 and WP200U embedded version 3.3228 and above

Integrated Respiratory Effort Snore & Body Position Sensor (RESBP)

Indications for Use

The RESBP sensor is an accessory of the WatchPAT home care device for use with patients suspected to have sleep related breathing disorders. The integrated sensor monitors the snoring level, which aids in the evaluation of the severity of sleep related breathing disorders, and the body position which aids in the evaluation of the type of sleep related breathing disorders. The sensor also provides raw chest movement signal data to measure the subjects breathing during the night.

Description

The integrated sensor is powered by the WatchPAT device and does not require a battery. It is automatically activated by the WatchPAT when plugged into the Snore & Body position port. The **snore sensor** is an acoustic decibel detector. It uses a very sensitive microphone that responds to snoring and other sounds in the audio range and converts them to a small analog voltage that provides a clear, reliable indication of the presence of these sounds.

The **body position** sensor uses a 3-axis accelerometer that provides a signal directly proportional to the patient's sleeping posture (supine, prone, right, left and sit). The **chest movement signal** uses the same 3-axis accelerometer to provide raw chest movement signal data for measuring subject's breathing during the night.

Specifications	
Snoring Sensor Technology	Sensitive microphone
Body Position and Chest Movement Sensor Technology	3-axis accelerometer
Signal Amplitude	0-3.3 V
Connector Type	1 mm medical safety connector plug from Plastics1
	Wire length: 3.2 foot (100 cm)
Physical Size	1.3 inch diameter (32 mm diameter)
Weight	12 gr
Warranty	6 months
Temperature	Operation 0 to 40° C
	Storage -20 to 40° C
	Transport -20 to 60° C
Humidity	Operating, Storage & Transport 0%-93% (non-condensing)
Atmospheric pressure	Operating, & Storage 10 - 15 psi
	Transport 8 - 15 psi

Preparing the Sensor

- Attach the round double sided adhesive sticker to the blue side of the sensor.

Applying the Sensor

Make sure the room you are sleeping in is as quiet as possible during the night, turn off any possible noise sources. When using the RESBP it is advised to sleep alone in the room.

- The sensor is attached to the patient's chest right under the sternal notch. (The sternal notch is the little U shape where the collar bones meet at the top of the breast bone).
- To position the sensor, attach it with the heart image facing up, after peeling off the round adhesive sticker and pressing against the skin.
- Make sure the sensor is tight against the skin.
- Secure the sensor in place with medical tape.

Cleaning the Sensor


Using 70% ethyl alcohol, thoroughly clean both sensor and cable.



A - Integrated RESBP sensor



A-RESBP Sensor Attachment
B-Sternal notch



For Snoring and Body Position accuracy information please refer to WP300 and WP200U Operation Manuals

REF 0M21 95 105 Edition 6



<http://www.itamar-medical.com/support-downloads/>



www.itamar-medical.com | info@itamar-medical.com



USA:

Itamar Medical Inc.

3290 Cumberland Club Drive,
Suite 100
Atlanta, Georgia 30339, USA
Tel 1 888 748 2627

Worldwide:










 **Itamar Medical Ltd.**

9 Halamish St.,
P.O.Box 3579
Caesarea Ind. Park
3088900, Israel
Tel + 972 4 617 7000
Fax + 972 4 6275598

EC REP Arazy Group GmbH

The Squire 12, Am Flughafen,
60549 Frankfurt am Main,
Germany

Technical information

	CE Mark		Date of manufacture
	Medical device Manufacturer		Temperature limit -20°C to 40°C
	Authorized Representative in the EC		Refer to Instructions for use
	Catalogue Number		EU directive 2012/19EU-WEEE label
	Serial Number		

Caution: Federal law restricts this device to sale by or on the order of a physician.

©2019. All rights reserved. EndoPAT, Itamar Medical, the Itamar Medical logo are trademarks of Itamar Medical Ltd. and may be registered in certain jurisdictions.